

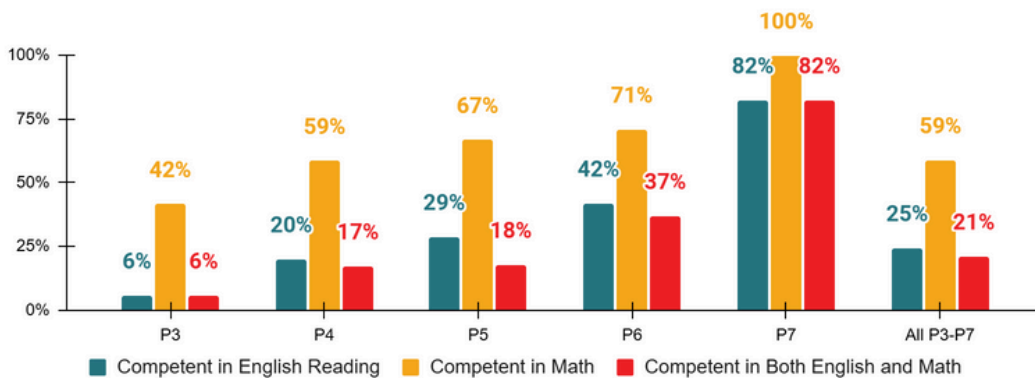
Are Our Children Learning?

2024 Kapchorwa District Report Card

In August 2024, Uwezo Uganda's citizen surveyors assessed 668 children ages 4+ from 300 households in Kapchorwa on basic English literacy and numeracy skills. Uwezo also visited 15 schools in the district.

1. How well can children read and count, by grade, in Kapchorwa?

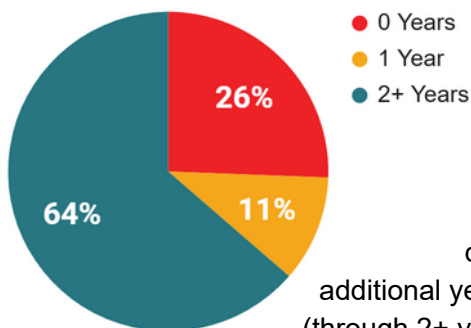
Percent of Children Reaching Primary 2 Proficiency, by Grade



In Kapchorwa, a majority of children in Primary 3 were not able to do Primary 2 work. Even by the end of the primary cycle, a small minority of children were unable to do Primary 2 reading. Differences by gender were very minor.

Primary 2 proficiency is the ability to read with comprehension and do all four arithmetic functions (+ - x ÷).

2. How many primary school children in Kapchorwa have attended pre-primary?



Across Uganda, our assessment data show that an additional year of pre-primary (through 2+ years) increases a learner's likelihood of achieving math and reading proficiency. In Kapchorwa, while most children have attended two or more years of pre-primary school, one quarter of children have never attended pre-primary.

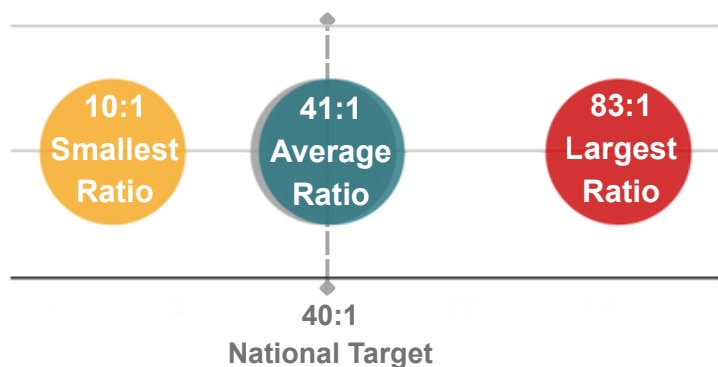
3. How many primary school children in Kapchorwa appear to continue to the next grade?

Continuing primary school study is crucial for a child's learning. Aligned with Uganda's automatic promotion policy, only 5% of children did not appear to continue to the next grade.

5% of learners did not continue to the next grade



4. How many learners per teacher?



Low pupil:teacher ratios are key for children's learning. The average pupil:teacher ratio in schools visited in Kapchorwa was 41:1, just higher than the national target, though the largest was 83:1

5. Are teachers present at school?

Present teachers are a crucial ingredient for learner success. When teachers are absent, children receive less instructional time, negatively affecting their learning.

21% of teachers were absent on the day of the survey, on average




6. Are women involved in school governance?



3

out of 15 school leaders were female

In Kapcharwa, there was a gender imbalance in school leadership, with 3 out of 15 school leaders (head teacher, deputy head teacher, or teacher left in charge on the day of the survey) being female. There was also a gender imbalance in School Management Committees (SMCs), where none of the SMCs in surveyed schools had a female chairperson.



0

out of 15 SMCs surveyed in Kapchorwa had female chairpersons



2

out of 10 SMC members were female, on average

This report card was produced by Uwezo Uganda in October 2025.

www.uwezouganda.org | info@uwezouganda.org | +256 393 193 441
YouTube: <https://www.youtube.com/@uwezouganda1> | X (Formerly Twitter): UwezoUganda
Corner House, Suite B1 Plot 426/427, Mawanda Road, Kampala P.O. Box 33275, Kampala, Uganda

In Partnership With

Kapchorwa Civil Society Organization Alliance (KACSOA)

P.O. Box 190, Kapchorwa, Uganda

